

Rustic Romance

Materials

- ♥ pattern piece C (page 63)
- ♥ template (left), shown actual size
- ♥ one piece of fabric, 25 x 14cm (9¾ x 5½in)
- ♥ one piece of coordinating felt, 4 x 4cm (1½in x 1½in)
- ♥ one wooden button
- ♥ twine, 25cm (9¾in) long
- ♥ coordinating embroidery thread
- ♥ stuffing
- ♥ thread to match button

Tools


- ♥ pinking shears
- ♥ fabric scissors
- ♥ embroidery needle
- ♥ hand-sewing needle
- ♥ pins

1 Fold the fabric in half, right sides together, and pin on pattern piece C. Cut out with pinking shears. Pin the template on to the felt and cut out with fabric scissors.

2 Position the felt heart on to the centre of one of the fabric heart pieces. Pin in place and hand sew with running stitch in coordinating embroidery thread. Sew the wooden button on to the felt heart with thread to match the button.


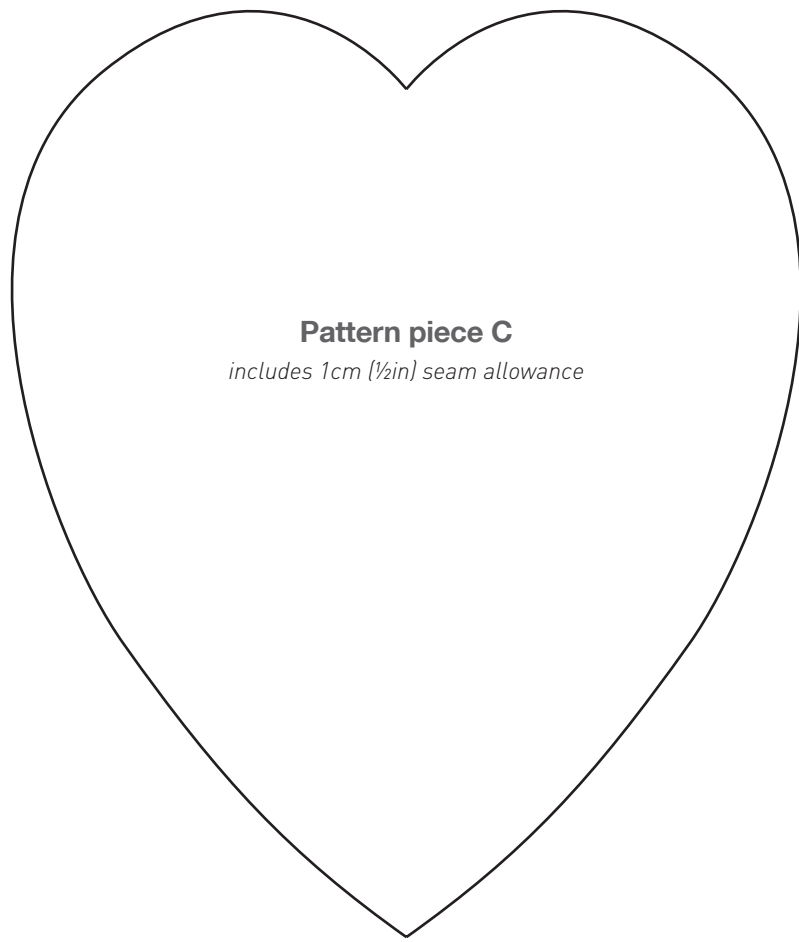
3 Make a loop with the twine and knot the ends together. Pin the fabric hearts together, wrong sides facing, trapping the twine loop between the pieces (keep the knot inside the heart).

4 Sew the heart together using embroidery thread and running stitch approximately 1cm (½in) from the edge of the fabric, leaving a 4cm (1½in) gap on one straight side. Leave the thread attached to finish the heart after stuffing. Stuff the heart using small pieces of stuffing. Continue sewing until the gap is closed.



Template for felt heart





Project is taken from ***Love to Sew: Hanging Hearts*** by Rachael Rowe

Text copyright © Rachael Rowe 2012

Photographs by Debbie Patterson at Search Press Photographic Studio

Photographs and design copyright © Search Press Ltd. 2012

All rights reserved. No part of this extract, text, photographs or illustrations may be reproduced or transmitted in any form or by any means by print, photoprint, microfilm, microfiche, photocopier, internet or in any way known or as yet unknown, or stored in a retrieval system, without written permission obtained beforehand from Search Press.

ISBN: 978-1-84448-787-5